

Hoag Memorial Hospital Presbyterian Quality Dashboard

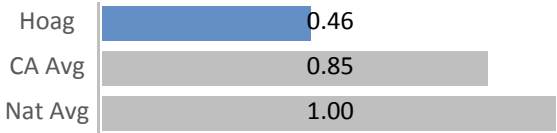
Outperforms CA Hospitals on 3 out of 5 Quality Measures

Note: A lower score is better on all measures

CLABSI

Central line-associated bloodstream infections (CLABSI) in ICUs and select hospital units


Data from: 01/2018 - 12/2018



CAUTI

Catheter-associated urinary tract infections (CAUTI) in ICUs and select hospital units

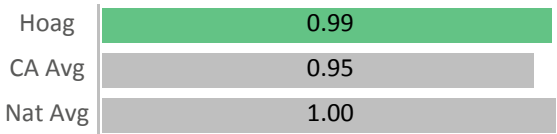
Data from: 01/2018 - 12/2018



Colon SSI

Surgical Site Infections (SSI) from colon surgery

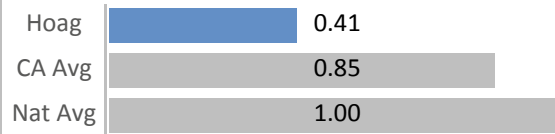
Data from: 01/2018 - 12/2018



C-Diff

Clostridium difficile (C-Diff) intestinal infections

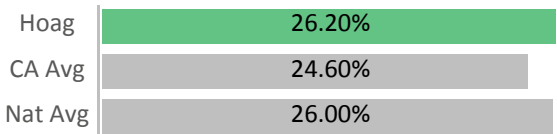
Data from: 01/2018 - 12/2018



NTSV

C-Section Rate, first time mothers, at least 37 wks, with baby in head down position

Data from: 01/2018 - 12/2018



Hospital Acquired Infections are displayed as a Standardized Infection Ratio (SIR), which is the ratio of observed-to-expected infections during the measurement period. A lower SIR means there were less infections than expected.

CLABSI – Central Line-Associated Blood Stream Infections – is a serious infection that occurs when germs enter the bloodstream through a central IV line.

CAUTI – Inpatient Catheter-associated Urinary Tract Infections – is an infection caused in patients with a urinary catheter. Germs or yeast can travel along the catheter and cause bladder and kidney infections.

C-Diff - Clostridium difficile Infections - is a serious infection caused by the germ, Clostridium difficile.

Colon SSI – Colon Surgical Site Infection – This is a post-operative infection following a colon surgery.

NTSV – Nulliparous, Term, Singleton, Vertex Cesarean Birth Rate – The percentage of cesarean births among first time mothers who are at least 37 weeks pregnant with baby in the head down position. Lower values indicate that fewer cesareans were performed in the hospital among primarily low risk, first time mothers.

0.00 – No cases occurred in reporting period.

N/A – Not applicable to this hospital, or rate/ratio too low to be calculated in this reporting period

Hoag Color Legend:

Better than CA and National Average

Improvement Noted Since Prior Year